



Course Instructor Report - ECON128 01 INTRO TO ECON DEVELOPMENT (Jon Denton-Schneider) - Fall 2022 (all courses)

Project Title: **University Wide Teaching Evaluation (eUWTE) - Fall 2022**

Course Audience: **16**
Responses Received: **12**
Response Rate: **75%**

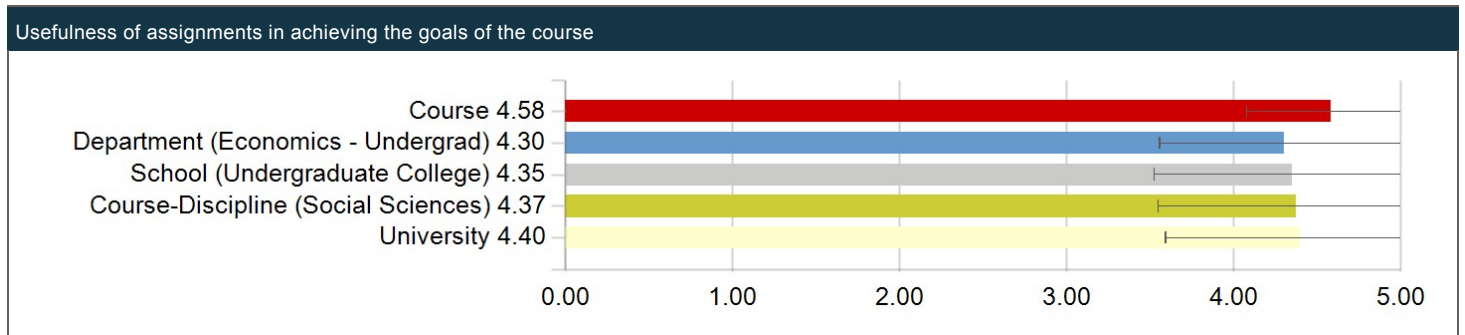
Creation Date: **Thursday, January 05, 2023**

Section 1. Comparing Average Responses

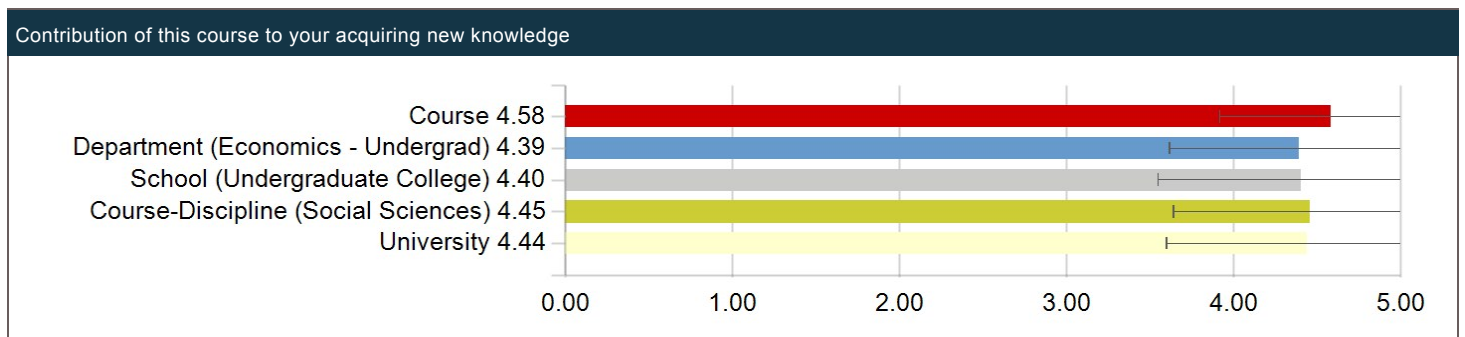
See how your course (in red) compares to average course ratings by discipline, department-level, school, and University.

Course Items

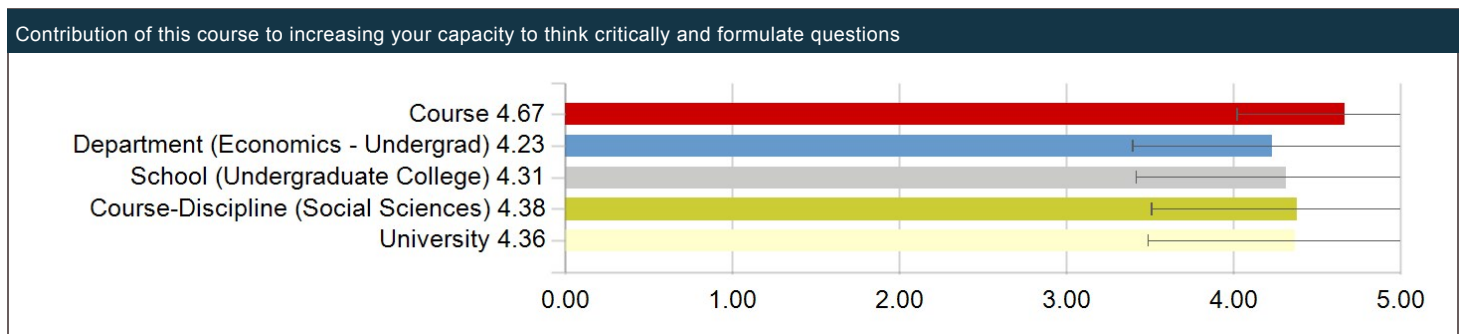
1. Usefulness of assignments in achieving the goals of the course



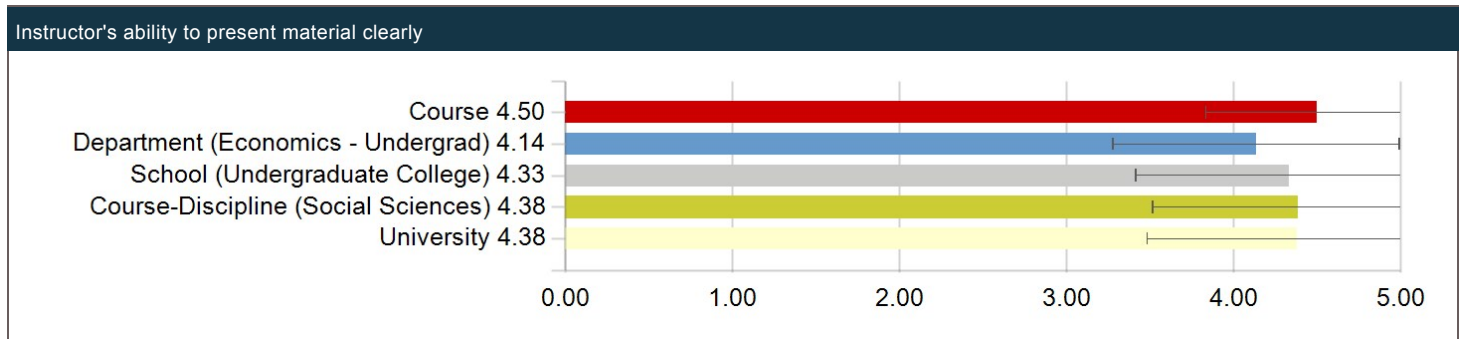
2. Contribution of this course to your acquiring new knowledge



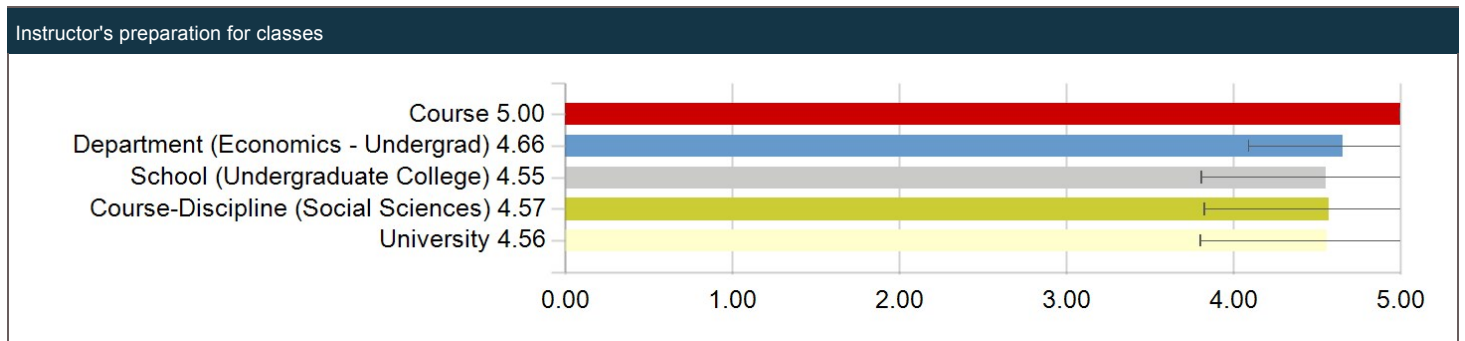
3. Contribution of this course to increasing your capacity to think critically and formulate questions



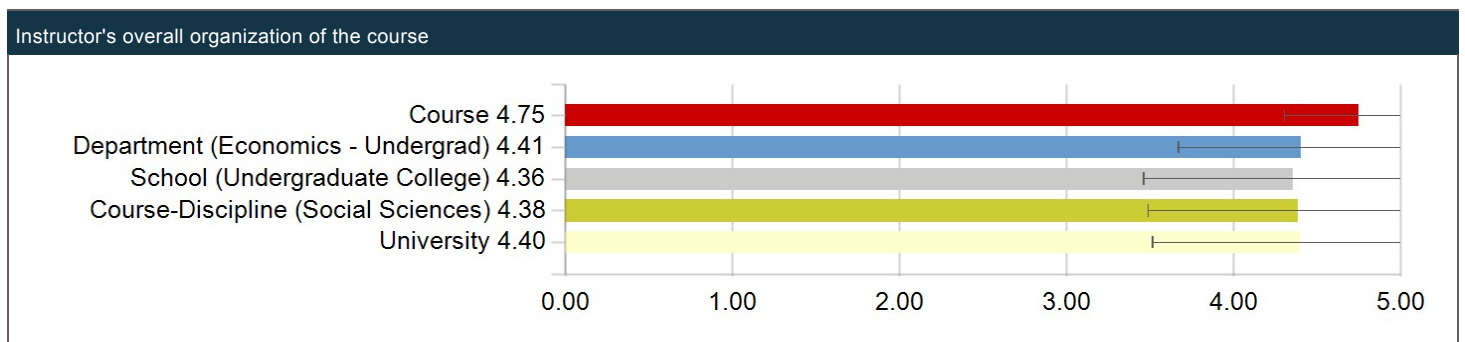
4. Instructor's ability to present material clearly



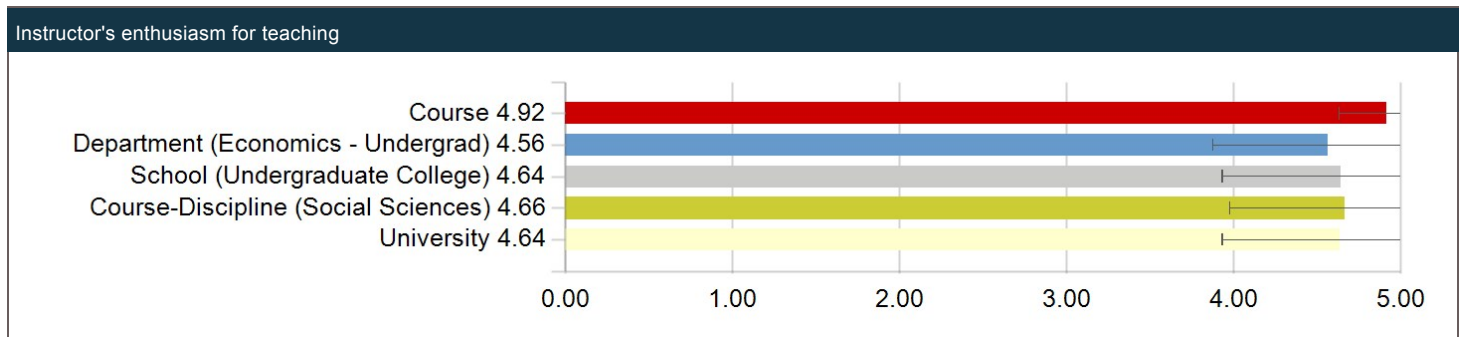
5. Instructor's preparation for classes



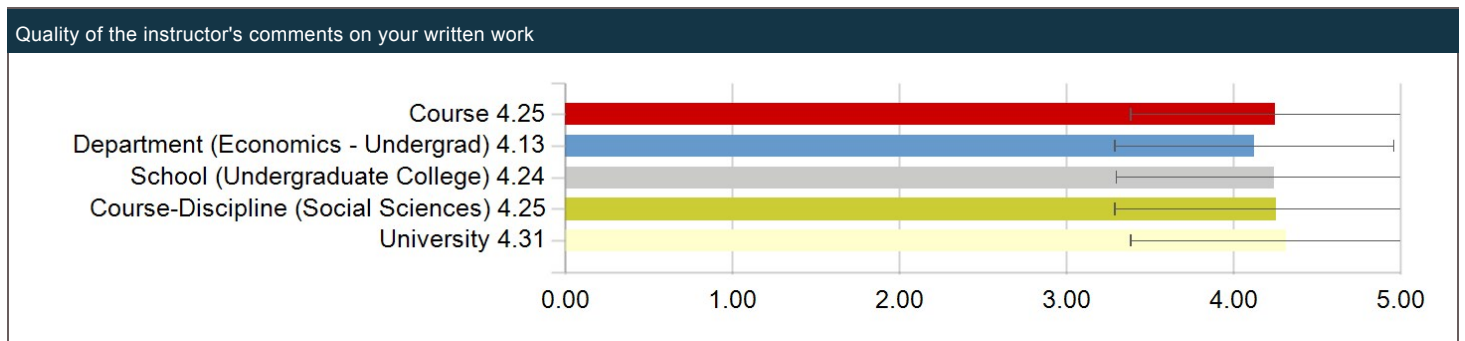
6. Instructor's overall organization of the course



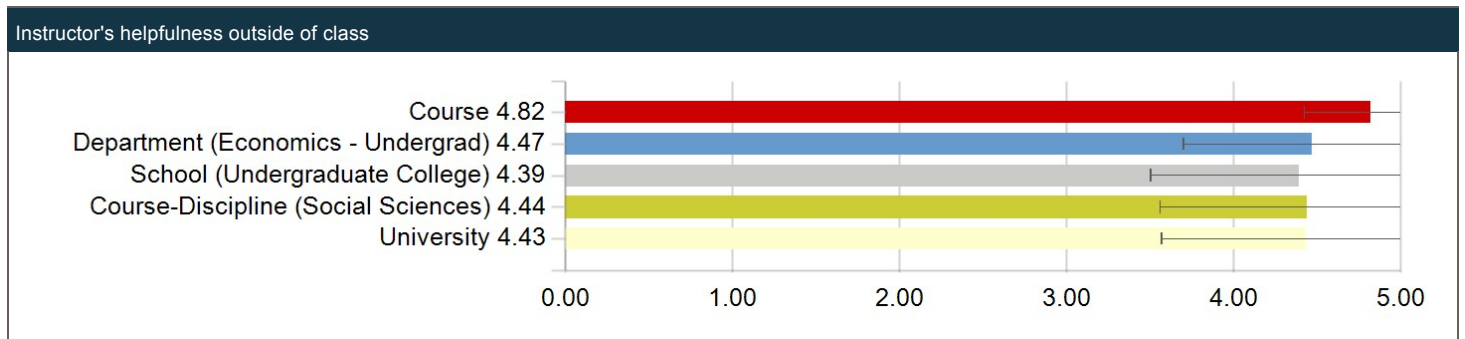
7. Instructor's enthusiasm for teaching



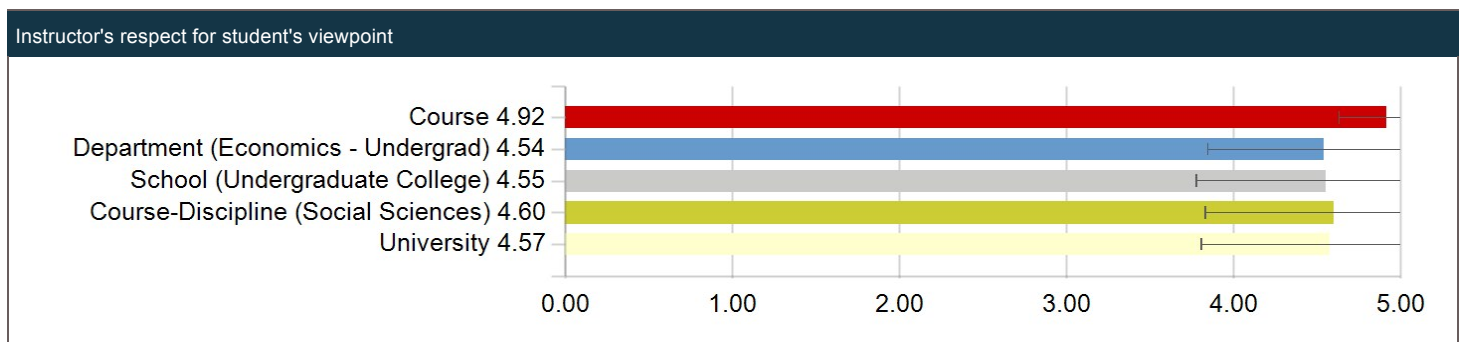
8. Quality of the instructor's comments on your written work



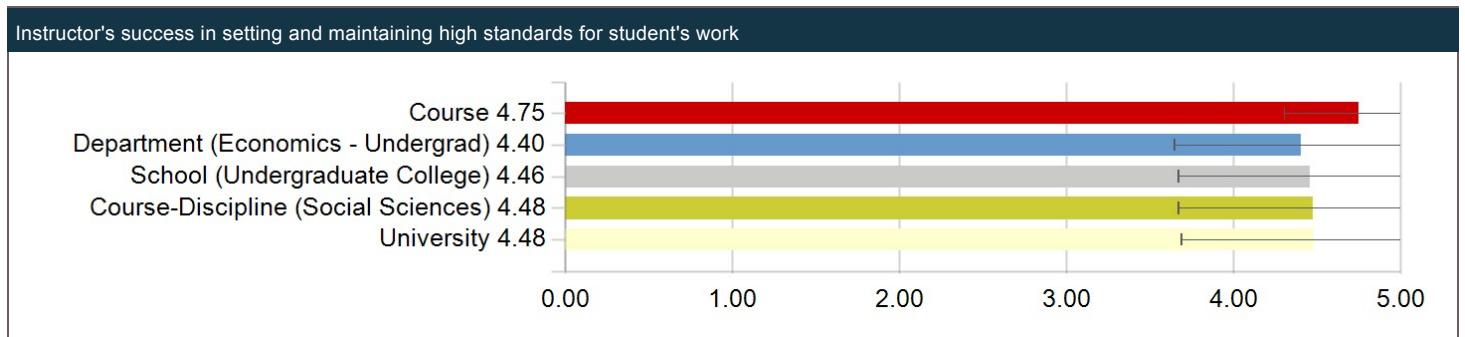
9. Instructor's helpfulness outside of class



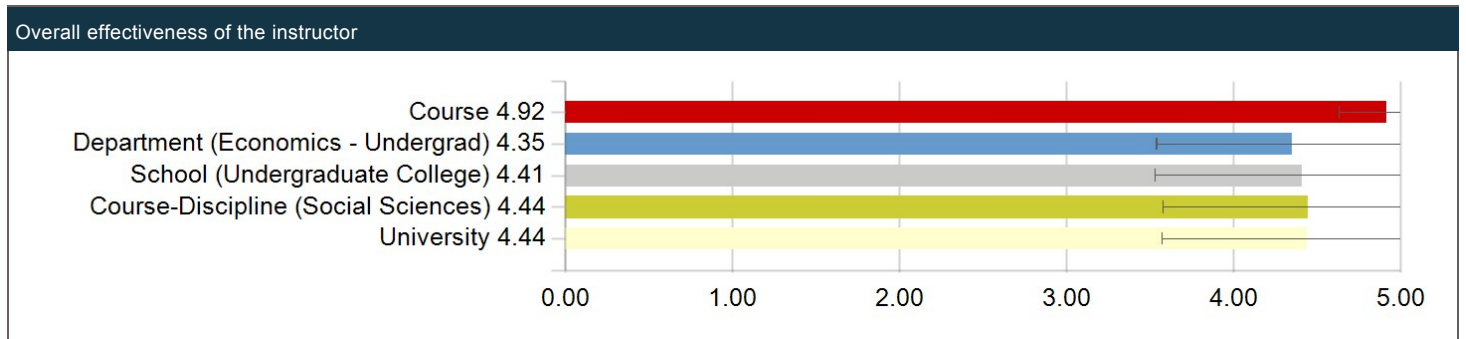
10. Instructor's respect for student's viewpoint



11. Instructor's success in setting and maintaining high standards for student's work



12. Overall effectiveness of the instructor



Section 2. Course Response Distribution

View the average rating (mean), median, mode, standard deviation, and distribution of responses (count and percentage) across all items.

Course Items

Students responded on a scale from 1 to 5, where 5 = Excellent, 4 = Good, 3 = Satisfactory, 2 = Below Average, 1 = Poor, and N/A = Not applicable.

Usefulness of assignments in achieving the goals of the course																
	N	Mean	Median	Mode	Std Dev	E 5	G 4	S 3	BA 2	P 1	% E	% G	% S	% BA	% P	
Overall	12	4.58	5.00	5	0.51	7	5	0	0	0	58%	42%	0%	0%	0%	
University	6596	4.40	5.00	-	0.81	3709	2074	613	140	60	56%	31%	9%	2%	1%	
Department - Economics - Undergrad	146	4.30	4.00	-	0.75	66	61	16	3	0	45%	42%	11%	2%	0%	
School - Undergraduate College	4656	4.35	5.00	-	0.83	2459	1563	481	111	42	53%	34%	10%	2%	1%	
Course-Discipline - Social Sciences	2156	4.37	5.00	-	0.83	1181	690	215	50	20	55%	32%	10%	2%	1%	
Contribution of this course to your acquiring new knowledge																
	N	Mean	Median	Mode	Std Dev	E 5	G 4	S 3	BA 2	P 1	% E	% G	% S	% BA	% P	
Overall	12	4.58	5.00	5	0.67	8	3	1	0	0	67%	25%	8%	0%	0%	
University	6620	4.44	5.00	-	0.84	4032	1750	603	164	71	61%	26%	9%	2%	1%	
Department - Economics - Undergrad	145	4.39	5.00	-	0.78	78	50	15	0	2	54%	34%	10%	0%	1%	
School - Undergraduate College	4666	4.40	5.00	-	0.86	2765	1258	456	134	53	59%	27%	10%	3%	1%	
Course-Discipline - Social Sciences	2164	4.45	5.00	-	0.82	1341	551	206	47	19	62%	25%	10%	2%	1%	
Contribution of this course to increasing your capacity to think critically and formulate questions																
	N	Mean	Median	Mode	Std Dev	E 5	G 4	S 3	BA 2	P 1	% E	% G	% S	% BA	% P	
Overall	12	4.67	5.00	5	0.65	9	2	1	0	0	75%	17%	8%	0%	0%	
University	6551	4.36	5.00	-	0.88	3716	1852	713	194	76	57%	28%	11%	3%	1%	
Department - Economics - Undergrad	143	4.23	4.00	-	0.84	65	51	23	3	1	45%	36%	16%	2%	1%	
School - Undergraduate College	4611	4.31	5.00	-	0.90	2487	1350	561	154	59	54%	29%	12%	3%	1%	
Course-Discipline - Social Sciences	2152	4.38	5.00	-	0.87	1240	592	234	63	23	58%	28%	11%	3%	1%	

Instructor Items

Students responded on a scale from 1 to 5, where 5 = Excellent, 4 = Good, 3 = Satisfactory, 2 = Below Average, 1 = Poor, and N/A = Not applicable.

Instructor's ability to present material clearly																
	N	Mean	Median	Mode	Std Dev	E 5	G 4	S 3	BA 2	P 1	% E	% G	% S	% BA	% P	
Overall	12	4.50	5.00	5	0.67	7	4	1	0	0	58%	33%	8%	0%	0%	
University	7087	4.38	5.00	-	0.90	4160	1891	693	242	101	59%	27%	10%	3%	1%	
Department - Economics - Undergrad	148	4.14	4.00	-	0.86	58	59	25	5	1	39%	40%	17%	3%	1%	
School - Undergraduate College	5041	4.33	5.00	-	0.92	2804	1443	526	194	74	56%	29%	10%	4%	1%	
Course-Discipline - Social Sciences	2295	4.38	5.00	-	0.87	1333	633	228	76	25	58%	28%	10%	3%	1%	
Instructor's preparation for classes																
	N	Mean	Median	Mode	Std Dev	E 5	G 4	S 3	BA 2	P 1	% E	% G	% S	% BA	% P	
Overall	12	5.00	5.00	5	0.00	12	0	0	0	0	100%	0%	0%	0%	0%	
University	7068	4.56	5.00	-	0.76	4803	1607	497	102	59	68%	23%	7%	1%	1%	
Department - Economics - Undergrad	148	4.66	5.00	-	0.57	104	37	7	0	0	70%	25%	5%	0%	0%	
School - Undergraduate College	5028	4.55	5.00	-	0.75	3388	1176	355	72	37	67%	23%	7%	1%	1%	
Course-Discipline - Social Sciences	2291	4.57	5.00	-	0.75	1583	496	164	31	17	69%	22%	7%	1%	1%	
Instructor's overall organization of the course																
	N	Mean	Median	Mode	Std Dev	E 5	G 4	S 3	BA 2	P 1	% E	% G	% S	% BA	% P	
Overall	12	4.75	5.00	5	0.45	9	3	0	0	0	75%	25%	0%	0%	0%	
University	7085	4.40	5.00	-	0.89	4240	1850	683	209	103	60%	26%	10%	3%	1%	
Department - Economics - Undergrad	148	4.41	5.00	-	0.74	78	56	10	4	0	53%	38%	7%	3%	0%	
School - Undergraduate College	5028	4.36	5.00	-	0.90	2882	1376	531	166	73	57%	27%	11%	3%	1%	
Course-Discipline - Social Sciences	2293	4.38	5.00	-	0.90	1365	585	239	68	36	60%	26%	10%	3%	2%	
Instructor's enthusiasm for teaching																
	N	Mean	Median	Mode	Std Dev	E 5	G 4	S 3	BA 2	P 1	% E	% G	% S	% BA	% P	
Overall	12	4.92	5.00	5	0.29	11	1	0	0	0	92%	8%	0%	0%	0%	
University	7068	4.64	5.00	-	0.71	5246	1250	430	105	37	74%	18%	6%	1%	1%	
Department - Economics - Undergrad	148	4.56	5.00	-	0.69	98	37	11	2	0	66%	25%	7%	1%	0%	
School - Undergraduate College	5032	4.64	5.00	-	0.71	3752	866	315	78	21	75%	17%	6%	2%	0%	
Course-Discipline - Social Sciences	2286	4.66	5.00	-	0.69	1734	383	128	31	10	76%	17%	6%	1%	0%	

Quality of the instructor's comments on your written work																
	N	Mean	Median	Mode	Std Dev	E 5	G 4	S 3	BA 2	P 1	% E	% G	% S	% BA	% P	
Overall	12	4.25	4.50	5	0.87	6	3	3	0	0	50%	25%	25%	0%	0%	
University	6587	4.31	5.00	-	0.93	3644	1796	825	198	124	55%	27%	13%	3%	2%	
Department - Economics - Undergrad	136	4.13	4.00	-	0.84	50	59	22	4	1	37%	43%	16%	3%	1%	
School - Undergraduate College	4584	4.24	5.00	-	0.95	2347	1339	656	152	90	51%	29%	14%	3%	2%	
Course-Discipline - Social Sciences	2135	4.25	5.00	-	0.97	1132	579	305	72	47	53%	27%	14%	3%	2%	
Instructor's helpfulness outside of class																
	N	Mean	Median	Mode	Std Dev	E 5	G 4	S 3	BA 2	P 1	% E	% G	% S	% BA	% P	
Overall	11	4.82	5.00	5	0.40	9	2	0	0	0	82%	18%	0%	0%	0%	
University	6720	4.43	5.00	-	0.87	4181	1648	623	166	102	62%	25%	9%	2%	2%	
Department - Economics - Undergrad	139	4.47	5.00	-	0.77	83	43	9	3	1	60%	31%	6%	2%	1%	
School - Undergraduate College	4698	4.39	5.00	-	0.89	2790	1224	479	131	74	59%	26%	10%	3%	2%	
Course-Discipline - Social Sciences	2166	4.44	5.00	-	0.88	1358	519	200	53	36	63%	24%	9%	2%	2%	
Instructor's respect for student's viewpoint																
	N	Mean	Median	Mode	Std Dev	E 5	G 4	S 3	BA 2	P 1	% E	% G	% S	% BA	% P	
Overall	12	4.92	5.00	5	0.29	11	1	0	0	0	92%	8%	0%	0%	0%	
University	7007	4.57	5.00	-	0.77	4902	1477	452	97	79	70%	21%	6%	1%	1%	
Department - Economics - Undergrad	144	4.54	5.00	-	0.70	92	40	11	0	1	64%	28%	8%	0%	1%	
School - Undergraduate College	4967	4.55	5.00	-	0.78	3412	1077	345	76	57	69%	22%	7%	2%	1%	
Course-Discipline - Social Sciences	2277	4.60	5.00	-	0.77	1643	436	141	28	29	72%	19%	6%	1%	1%	
Instructor's success in setting and maintaining high standards for student's work																
	N	Mean	Median	Mode	Std Dev	E 5	G 4	S 3	BA 2	P 1	% E	% G	% S	% BA	% P	
Overall	12	4.75	5.00	5	0.45	9	3	0	0	0	75%	25%	0%	0%	0%	
University	7013	4.48	5.00	-	0.80	4404	1847	571	122	69	63%	26%	8%	2%	1%	
Department - Economics - Undergrad	146	4.40	5.00	-	0.76	79	51	12	4	0	54%	35%	8%	3%	0%	
School - Undergraduate College	4982	4.46	5.00	-	0.79	3005	1415	428	96	38	60%	28%	9%	2%	1%	
Course-Discipline - Social Sciences	2271	4.48	5.00	-	0.81	1418	605	183	40	25	62%	27%	8%	2%	1%	

Overall effectiveness of the instructor															
	N	Mean	Median	Mode	Std Dev	E 5	G 4	S 3	BA 2	P 1	% E	% G	% S	% BA	% P
Overall	12	4.92	5.00	5	0.29	11	1	0	0	0	92%	8%	0%	0%	0%
University	7073	4.44	5.00	-	0.87	4385	1825	548	203	112	62%	26%	8%	3%	2%
Department - Economics - Undergrad	147	4.35	5.00	-	0.81	74	56	13	2	2	50%	38%	9%	1%	1%
School - Undergraduate College	5022	4.41	5.00	-	0.88	3008	1359	422	155	78	60%	27%	8%	3%	2%
Course-Discipline - Social Sciences	2292	4.44	5.00	-	0.87	1430	580	189	57	36	62%	25%	8%	2%	2%

Section 3. Student Information

Responses to "Amount of effort you put into this course, on average, outside of class each week:"

N	Less than 2 hours	2-4 hours	5-7 hours	8-10 hours	More than 10 hours
12	0%	50%	25%	17%	8%

Responses to "At the beginning of the course, how much knowledge did you have concerning the topics covered in it?"

N	None	A little	A moderate amount	Quite a bit	A very large amount
12	8%	67%	25%	0%	0%

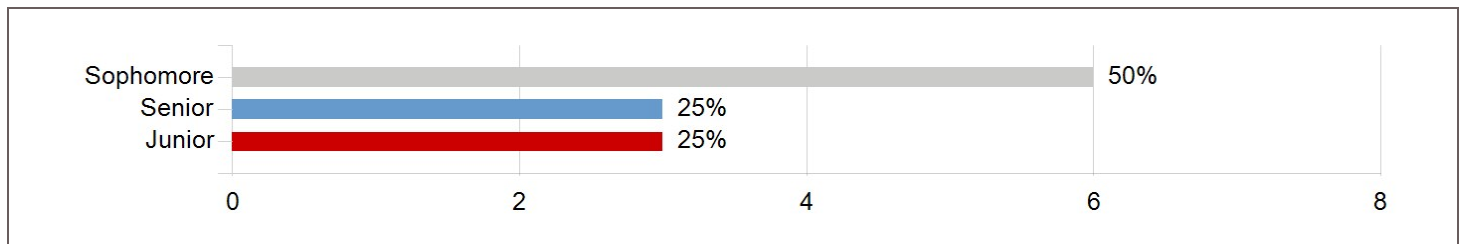
Responses to "Main reason for taking this course:"

N	Required in major	Required for major (but in other department)	To fulfill a program of Liberal Studies requirement (e.g. VE, FA, or Perspective)	Interest in subject	Reputation of instructor
12	58%	25%	0%	17%	0%

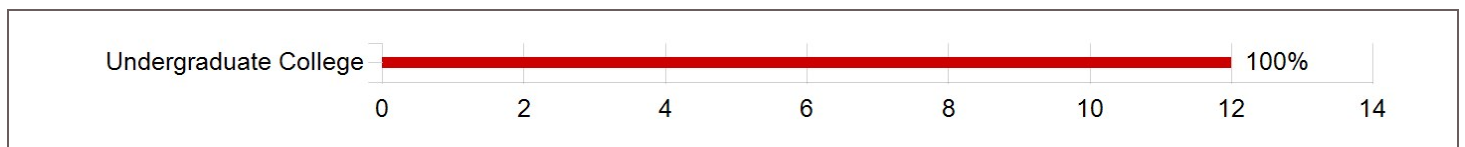
Responses to "Does this course count toward your:"

N	Major	Minor	Concentration	None of the above
12	83%	8%	0%	8%

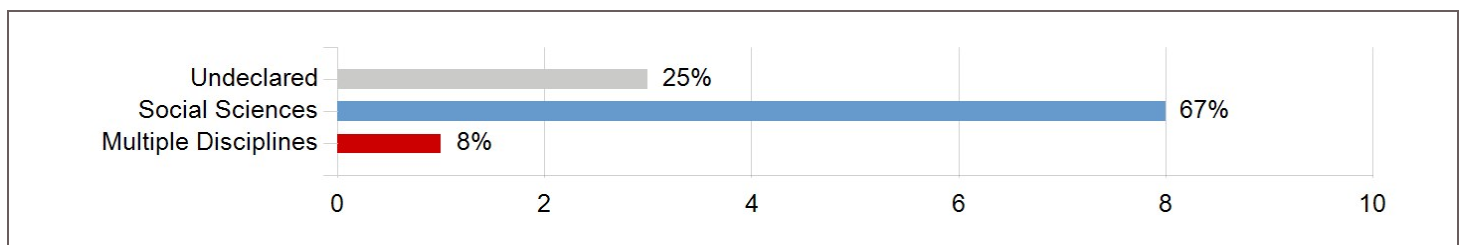
Class Standing



Level



Major Discipline



Section 4. Open-Ended Feedback

Responses to "Your overall assessment of this course"

Comments
I enjoyed the discussion part of the class but I wish we had some more examples of what writing was needed of us for the first week as an example would be nice to make sure students set off on the same foot.
For starters, this was a great class. I do think that at the start of the semester the class had too much work with bi-weekly assignments. However, since he changed it to a weekly assignment it has become much more manageable. The printing out of PowerPoints each was a bit of a waste of time. Lastly, the PowerPoint could have been better supported and I do feel like the level of work done in this class warrants a prerequisite. Other than those issues I would say that this class was excellent and while I don't feel like it was truly a 100-level course (due to the amount and caliber of work) I would definitely say its worth taking.
The homework and additional assignments were all useful and manageable. The reading and discussions were engaging. When I started the class I did not think I would enjoy it, but it has since then become one of my favorite classes I have taken at Clark.
More accurate description of the course may be helpful, such as programs that may be used i.e. Stata and ArcGis. Less readings for summaries (quality over quantity)
Overall, the course was challenging for an intro class, however i appreciate the professor pushing us to do more complex work, for it is doable.
This class has been one of the most thorough I have taken at Clark thus far. It provided a great introduction into economic literature and the basics of economic applications of statistics.
Student presentations were really helpful
I found the problem sets difficult, but the professor was more than willing to rework class time to ensure students understand how to work STATA. The readings were also advanced but always fully accessible online. Lectures were always very informative.
I liked this course, and I feel like I learned a lot about how countries make income, and how individuals can improve their personal income. At times, the course material was a little difficult, but it was easy to communicate with the professor and the T.A.
not professor's fault but I took this class because it was a requirement for my major when I registered and now it is no where online as having anything to do with International Development. It was a very interesting class and run well but the situation is really frustrating as I could've spent the time and money on something actually useful for my studies

Responses to "Your overall assessment of the instructor:"

Comments
I enjoyed all the effort you put into this course and it is clear that you enjoy teaching. I think splitting up the problem set helped us a lot and I enjoy that you listened to our feedback,.
As a Senior in the major, I can definitely say that professor Denton–Schneider is one of the best professors I have had in the major. He is well–informed, open to feedback, funny, engaging, and organized. I have enjoyed this course the most out of my entire Economic course load. I was impressed, to say the least with Professor Denton–Schneider's approach to the course as I know from peers that it is very different from how it was in previous semesters. If I had to rate this professor I would give him a 9.1/10 a very strong score by any metric. Overall this course has changed some of my thinking and provided me with different information and literature that I most likely would not have had access to otherwise.
Professor Denton–Schneider is an excellent teacher. Every class was interesting and class discussions were very engaging. He checked in with us throughout the semester and asked for feedback when work was unreasonable. Overall I have really enjoyed learning from Professor Denton–Schneider.
Professor Denton–Schneider is a good, approachable, and helpful professor. I particularly commend his high level of organization!
Professor Denton–Schneider clearly knows the field and has a love for teaching. He was very helpful outside of class and made larger assignments more manageable by breaking them up.
Great Professor. Facilitates a great class environment, supports his students, listens... My one critic would be that for how I learn, I would've rathered the class be more centered around him teaching then readings and student presentations.
Super nice, enthusiastic, and will make any time for students if they need help
Professor Denton–Schneider had designed a demanding course for his students. The readings were advanced and the problem sets were hefty. However, he always made sure to be open to questions or comments regarding his design of the course, which is an important quality that most professors lack. He made it clear that he did not design the course to be difficult, but because he genuinely believes that his students are capable of greatness. Throughout taking this course, I fully believe that. When there were snags with problem sets or the amount of dense readings, he was willing to take things out. Whenever he did so, he made sure to still teach the content in the course so that we understood all the concepts and ideas. Professor Denton–Schneider is also very kind and caring to his students. He has a genuine interest in learning about what they do, even outside of what they do during class. I cannot commend him enough for his passion and his compassion for teaching students and fostering an environment to encourage growth.
Professor Denton–Schneider did a great job instructing the class. He formed good relationships with his students, as well as connecting the class to his own personal research. He encouraged his students to communicate with each other and to participate during class discussions.
Good professor and can tell he's very passionate, I do not think the late policy is very fair. I understand not accepting work that's extremely late but when it's due at 12 and we have class at 1 I don't think we should be penalized as long as it's submitted before class (I'm also used to only having assignments due at 11:59pm and should've adjusted better)