



Course Instructor Report - ECON329 01  
MICROECONOMICS OF DEVELOPMENT (Jon Denton-  
Schneider) - Spring 2023 (all courses)

Project Title: **University Wide Course Evaluation (eUWCE) - Spring 2023**

Course Audience: **5**  
Responses Received: **5**  
Response Rate: **100%**

---

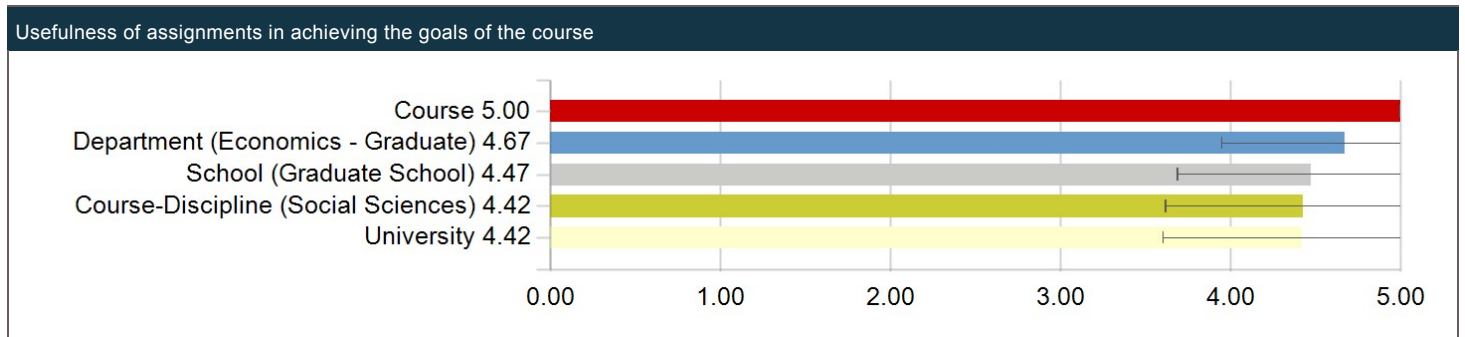
Creation Date: **Wednesday, May 17, 2023**

## Section 1. Comparing Average Responses

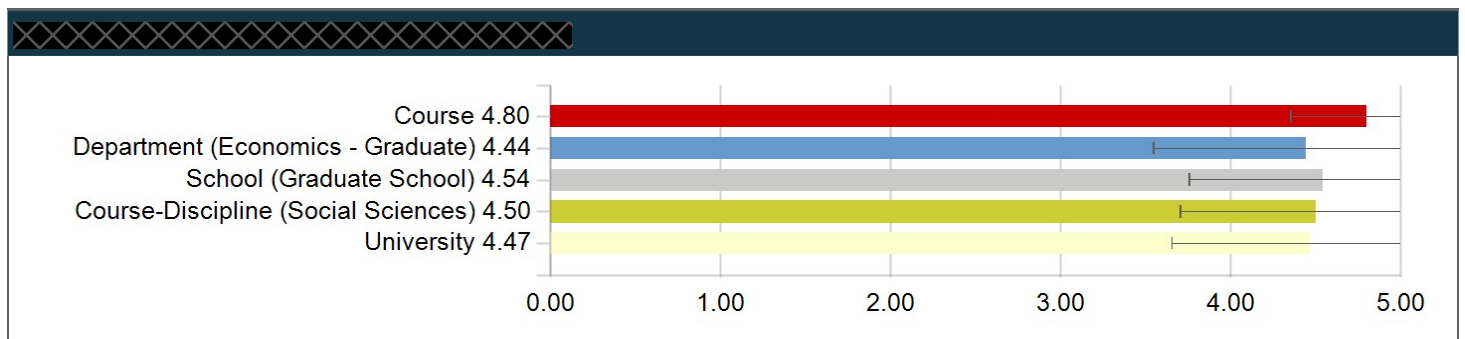
See how your course (in red) compares to average course ratings by discipline, department-level, school, and University.

### Course Items

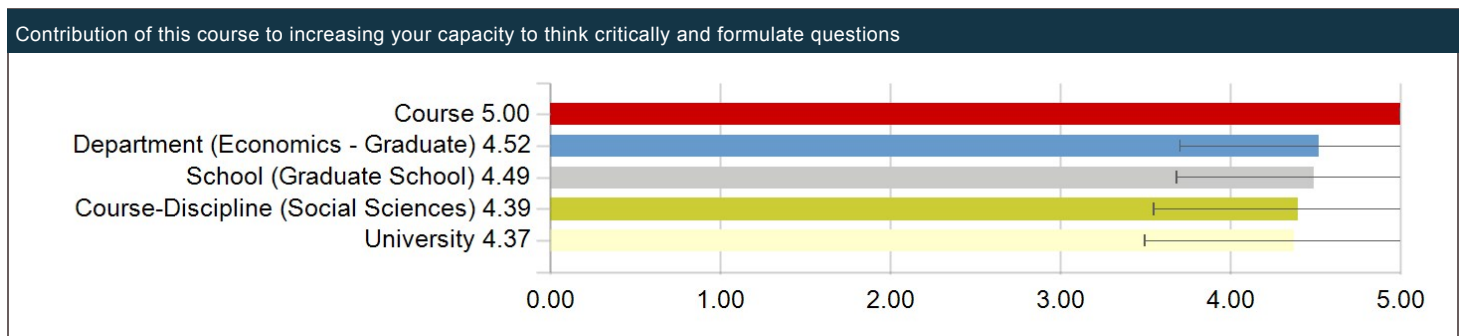
#### 1. Usefulness of assignments in achieving the objectives of the course



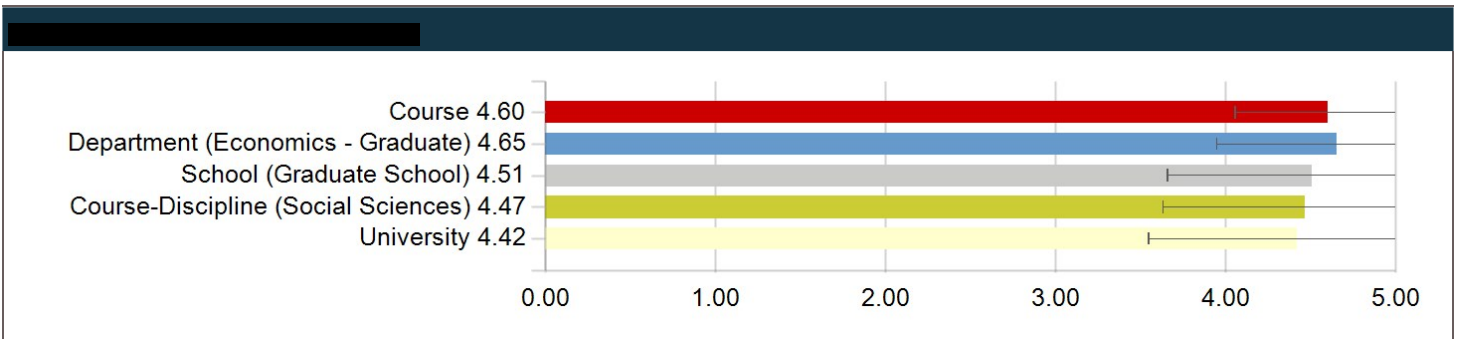
#### 2. Contribution of this course to your acquiring knowledge about the course topic



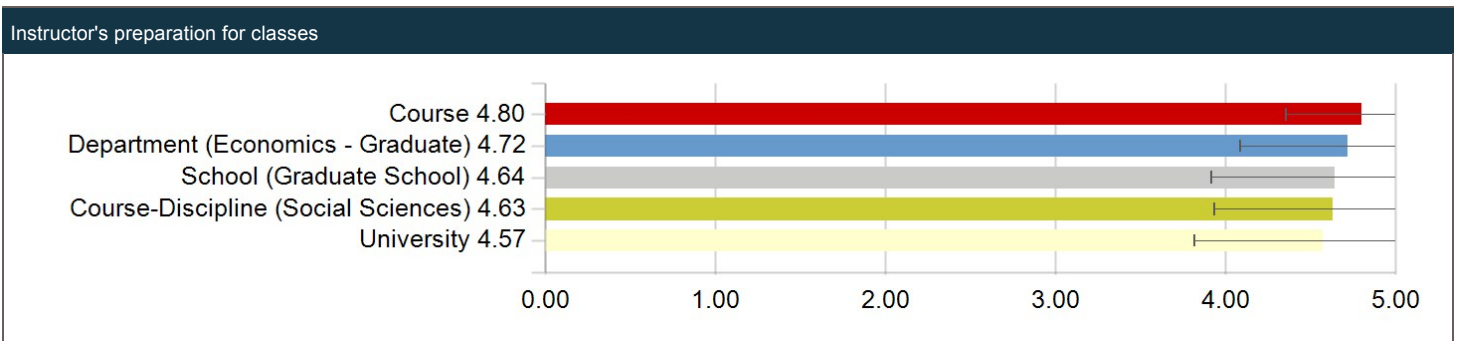
#### 3. Contribution of this course to increasing your capacity to think critically and formulate questions



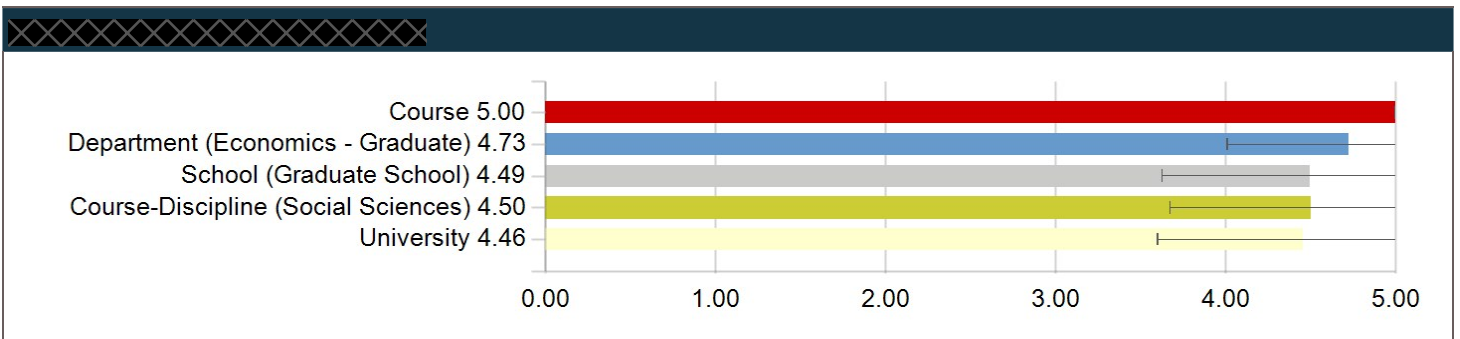
#### 4. Instructor presented concepts and/or techniques effectively



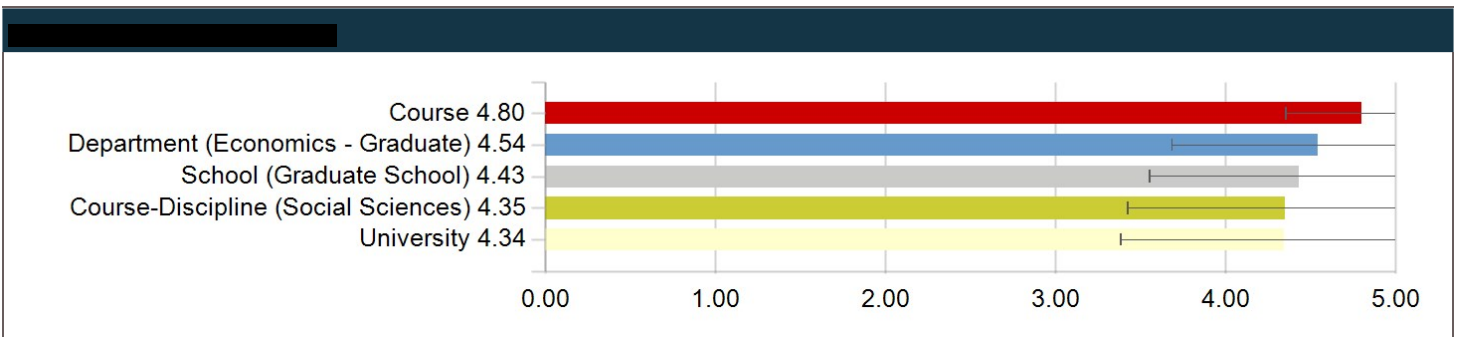
#### 5. Instructor's preparation for classes



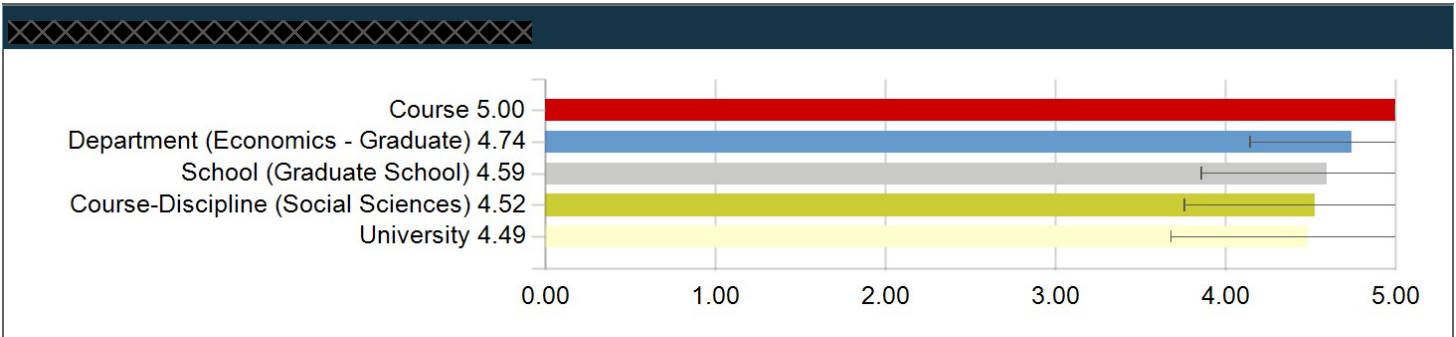
#### 6. Instructor's overall organization of the course as defined by the syllabus



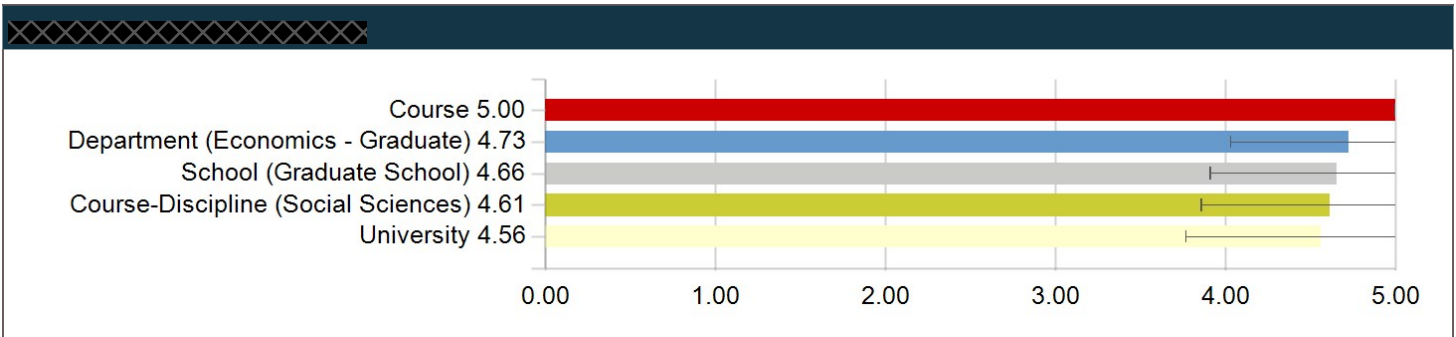
#### 7. Instructor provided constructive feedback on assignments and/or other work



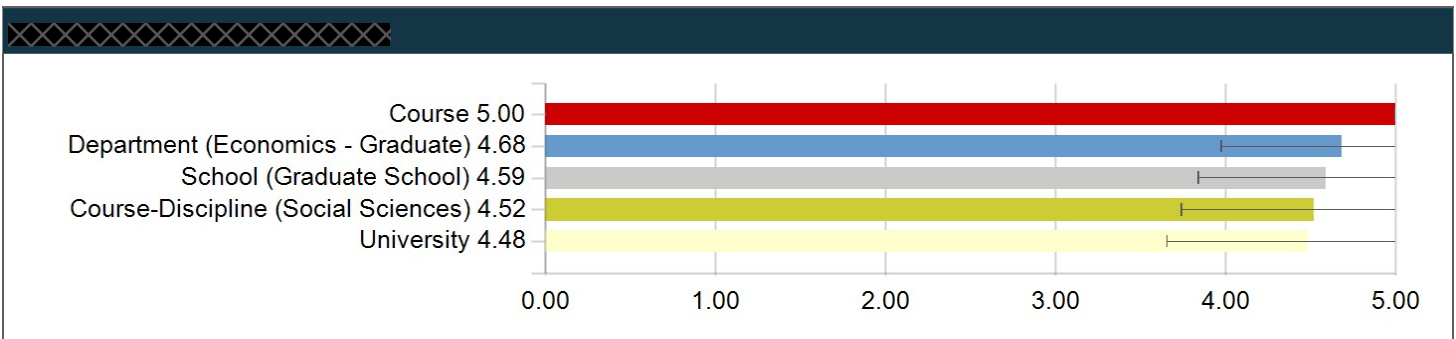
**8. Instructor's availability outside of class, by appointment or office hours**



**9. Instructor encouraged students' questions and participation**



**10. Instructor's success in setting and maintaining high standards for student work**



## Section 2. Course Response Distribution

View the average rating (mean), median, mode, standard deviation, and distribution of responses (count and percentage) across all items.

### Course Items

Students responded on a scale from 1 to 5, where 5 = Excellent, 4 = Good, 3 = Satisfactory, 2 = Below Average, 1 = Poor, and N/A = Not applicable.

Usefulness of assignments in achieving the objectives of the course															
	N	Mean	Median	Mode	Std Dev	E 5	G 4	S 3	BA 2	P 1	% E	% G	% S	% BA	% P
Overall	5	5.00	5.00	5	0.00	5	0	0	0	0	100%	0%	0%	0%	0%
University	6155	4.42	5.00	-	0.82	3593	1799	565	140	58	58%	29%	9%	2%	1%
Department - Economics - Graduate	52	4.67	5.00	-	0.73	40	9	2	0	1	77%	17%	4%	0%	2%
School - Graduate School	827	4.47	5.00	-	0.79	507	237	59	16	8	61%	29%	7%	2%	1%
Course-Discipline - Social Sciences	1929	4.42	5.00	-	0.81	1128	565	176	47	13	58%	29%	9%	2%	1%
Contribution of this course to your acquiring knowledge about the course topic															
	N	Mean	Median	Mode	Std Dev	E 5	G 4	S 3	BA 2	P 1	% E	% G	% S	% BA	% P
Overall	5	4.80	5.00	5	0.45	4	1	0	0	0	80%	20%	0%	0%	0%
University	6145	4.47	5.00	-	0.82	3850	1605	488	137	65	63%	26%	8%	2%	1%
Department - Economics - Graduate	54	4.44	5.00	-	0.90	35	11	6	1	1	65%	20%	11%	2%	2%
School - Graduate School	835	4.54	5.00	-	0.79	566	189	56	15	9	68%	23%	7%	2%	1%
Course-Discipline - Social Sciences	1928	4.50	5.00	-	0.80	1245	479	148	37	19	65%	25%	8%	2%	1%
Contribution of this course to increasing your capacity to think critically and formulate questions															
	N	Mean	Median	Mode	Std Dev	E 5	G 4	S 3	BA 2	P 1	% E	% G	% S	% BA	% P
Overall	5	5.00	5.00	5	0.00	5	0	0	0	0	100%	0%	0%	0%	0%
University	6107	4.37	5.00	-	0.88	3506	1688	675	154	84	57%	28%	11%	3%	1%
Department - Economics - Graduate	54	4.52	5.00	-	0.82	36	12	5	0	1	67%	22%	9%	0%	2%
School - Graduate School	834	4.49	5.00	-	0.81	532	209	70	13	10	64%	25%	8%	2%	1%
Course-Discipline - Social Sciences	1923	4.39	5.00	-	0.85	1122	519	216	48	18	58%	27%	11%	2%	1%

### Instructor Items

Students responded on a scale from 1 to 5, where 5 = Excellent, 4 = Good, 3 = Satisfactory, 2 = Below Average, 1 = Poor, and N/A = Not applicable.

Instructor presented concepts and/or techniques effectively																
	N	Mean	Median	Mode	Std Dev	E 5	G 4	S 3	BA 2	P 1	% E	% G	% S	% BA	% P	
Overall	5	4.60	5.00	5	0.55	3	2	0	0	0	60%	40%	0%	0%	0%	
University	6412	4.42	5.00	-	0.88	3950	1598	584	181	99	62%	25%	9%	3%	2%	
Department - Economics - Graduate	52	4.65	5.00	-	0.71	38	12	1	0	1	73%	23%	2%	0%	2%	
School - Graduate School	890	4.51	5.00	-	0.85	600	186	72	18	14	67%	21%	8%	2%	2%	
Course-Discipline - Social Sciences	1987	4.47	5.00	-	0.84	1270	469	177	50	21	64%	24%	9%	3%	1%	
Instructor's preparation for classes																
	N	Mean	Median	Mode	Std Dev	E 5	G 4	S 3	BA 2	P 1	% E	% G	% S	% BA	% P	
Overall	5	4.80	5.00	5	0.45	4	1	0	0	0	80%	20%	0%	0%	0%	
University	6406	4.57	5.00	-	0.76	4458	1375	405	112	56	70%	21%	6%	2%	1%	
Department - Economics - Graduate	50	4.72	5.00	-	0.64	40	7	2	1	0	80%	14%	4%	2%	0%	
School - Graduate School	891	4.64	5.00	-	0.73	666	162	42	12	9	75%	18%	5%	1%	1%	
Course-Discipline - Social Sciences	1984	4.63	5.00	-	0.70	1449	381	117	28	9	73%	19%	6%	1%	0%	
Instructor's overall organization of the course as defined by the syllabus																
	N	Mean	Median	Mode	Std Dev	E 5	G 4	S 3	BA 2	P 1	% E	% G	% S	% BA	% P	
Overall	5	5.00	5.00	5	0.00	5	0	0	0	0	100%	0%	0%	0%	0%	
University	6401	4.46	5.00	-	0.86	4050	1559	550	144	98	63%	24%	9%	2%	2%	
Department - Economics - Graduate	51	4.73	5.00	-	0.72	42	6	2	0	1	82%	12%	4%	0%	2%	
School - Graduate School	887	4.49	5.00	-	0.87	588	201	62	19	17	66%	23%	7%	2%	2%	
Course-Discipline - Social Sciences	1987	4.50	5.00	-	0.83	1305	461	154	42	25	66%	23%	8%	2%	1%	
Instructor provided constructive feedback on assignments and/or other work																
	N	Mean	Median	Mode	Std Dev	E 5	G 4	S 3	BA 2	P 1	% E	% G	% S	% BA	% P	
Overall	5	4.80	5.00	5	0.45	4	1	0	0	0	80%	20%	0%	0%	0%	
University	6288	4.34	5.00	-	0.96	3706	1532	676	236	138	59%	24%	11%	4%	2%	
Department - Economics - Graduate	50	4.54	5.00	-	0.86	36	7	6	0	1	72%	14%	12%	0%	2%	
School - Graduate School	865	4.43	5.00	-	0.88	545	195	90	23	12	63%	23%	10%	3%	1%	
Course-Discipline - Social Sciences	1941	4.35	5.00	-	0.93	1135	478	235	61	32	58%	25%	12%	3%	2%	
Instructor's availability outside of class, by appointment or office hours																
	N	Mean	Median	Mode	Std Dev	E 5	G 4	S 3	BA 2	P 1	% E	% G	% S	% BA	% P	
Overall	5	5.00	5.00	5	0.00	5	0	0	0	0	100%	0%	0%	0%	0%	
University	6109	4.49	5.00	-	0.81	3872	1581	479	104	73	63%	26%	8%	2%	1%	
Department - Economics - Graduate	50	4.74	5.00	-	0.60	40	8	1	1	0	80%	16%	2%	2%	0%	
School - Graduate School	859	4.59	5.00	-	0.74	607	184	47	14	7	71%	21%	5%	2%	1%	
Course-Discipline - Social Sciences	1887	4.52	5.00	-	0.77	1232	475	132	30	18	65%	25%	7%	2%	1%	

Instructor encouraged students' questions and participation															
	N	Mean	Median	Mode	Std Dev	E 5	G 4	S 3	BA 2	P 1	% E	% G	% S	% BA	% P
Overall	5	5.00	5.00	5	0.00	5	0	0	0	0	100%	0%	0%	0%	0%
University	6397	4.56	5.00	-	0.80	4495	1281	420	125	76	70%	20%	7%	2%	1%
Department - Economics - Graduate	51	4.73	5.00	-	0.70	41	8	1	0	1	80%	16%	2%	0%	2%
School - Graduate School	888	4.66	5.00	-	0.75	689	126	47	18	8	78%	14%	5%	2%	1%
Course-Discipline - Social Sciences	1986	4.61	5.00	-	0.76	1458	356	122	29	21	73%	18%	6%	1%	1%

Instructor's success in setting and maintaining high standards for student work															
	N	Mean	Median	Mode	Std Dev	E 5	G 4	S 3	BA 2	P 1	% E	% G	% S	% BA	% P
Overall	5	5.00	5.00	5	0.00	5	0	0	0	0	100%	0%	0%	0%	0%
University	6383	4.48	5.00	-	0.83	4063	1624	491	113	92	64%	25%	8%	2%	1%
Department - Economics - Graduate	50	4.68	5.00	-	0.71	38	10	1	0	1	76%	20%	2%	0%	2%
School - Graduate School	884	4.59	5.00	-	0.75	623	187	54	10	10	70%	21%	6%	1%	1%
Course-Discipline - Social Sciences	1981	4.52	5.00	-	0.78	1289	503	134	34	21	65%	25%	7%	2%	1%

### Section 3. Student Information

Responses to "Amount of effort you put into this course, on average, outside of class each week:"

N	Less than 2 hours	2-4 hours	5-7 hours	8-10 hours	More than 10 hours
5	0%	0%	40%	40%	20%

Responses to "At the beginning of the course, how much knowledge did you have concerning the topics covered in it?"

N	None	A little	A moderate amount	Quite a bit	A very large amount
5	0%	20%	60%	0%	20%

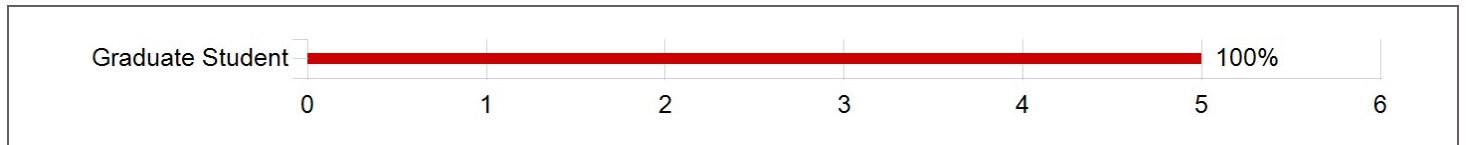
Responses to "Main reason for taking this course:"

N	Required in major	Required for major (but in other department)	To fulfill a program of Liberal Studies requirement (e.g. VE, FA, or Perspective)	Interest in subject	Reputation of instructor
5	60%	0%	0%	40%	0%

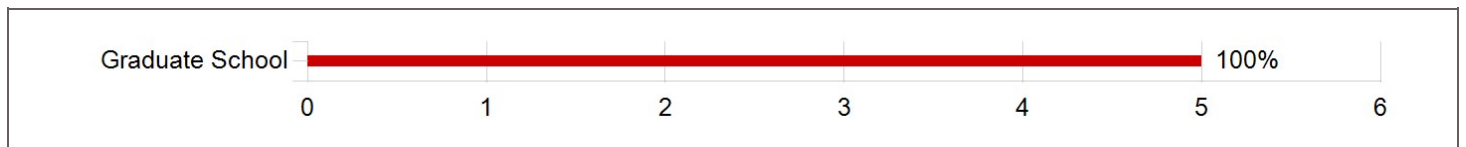
Responses to "Does this course count toward your:"

N	Major	Minor	Concentration	None of the above
5	100%	0%	0%	0%

#### Class Standing



#### Level



#### Major Discipline





#### Section 4. Open-Ended Feedback

Responses to "Please provide constructive feedback about this course's contribution to your learning. "

Comments
I learned a lot from professor. Thanks.
Professor Denton is a well-organized instructor. He carefully selected good articles, which covered all the relevant aspects of the course. He was very firm in ensuring that students did all the assignments he gave. The course has helped me to gain a better understanding of Economic Development as it built upon the previous courses such as ECON 303 and ECON 328. His support outside the classroom was also helpful in completing some of the assignments.
I think it would be better for the professor to introduce more about methodology in the paper which would make us understand the article better. However, it is difficult for us to view issues from a higher perspective when we lack related knowledge. I think it would be helpful if the professor could share more of his professional view of the paper. Thanks!
I got exposed to economic history – one of the emerging fields in economics. The papers read and reviewed in class were very insightful. I have learnt a lot from the papers which has sparked my interest to delve deeper into economic history.
This course is of key interest for those who want to major in Development Economics. The course has helped me to learn new tools been used in development economics and broaden my understanding of Applied Economics.